

Sump Opening Guard Guidelines

According to 29 CFR 1910 Subpart O machinery and machine guarding.

Four examples of sump guards based on distance from grain floor to auger flights or conveyor paddle.

6" opening



Evaluate Opening:
less than 6" may be necessary
to avoid tripping hazard.


2 1/8" opening




1 1/2" opening



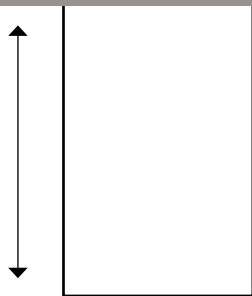
5/8" opening



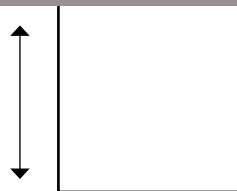
Bin Floor



Greater than 31.5" deep



31.5" - 17.5" deep



15.5" - 12.5" deep



5" - 3 1/2" deep

Subpart O

Distance between Protective Covering and Moving Parts of Equipment	Maximum vertical opening (Horizontal openings are unlimited)
1/2 to 1 1/2 inches	1/4 inches
1 1/2 to 2 1/2 inches	3/8 inches
2 1/2 to 3 1/2 inches	1/2 inches
3 1/2 to 5 1/2 inches	5/8 inches
5 1/2 to 6 1/2 inches	3/4 inches
6 1/2 to 7 1/2 inches	7/8 inches
7 1/2 to 12 1/2 inches	1 1/4 inches
12 1/2 to 15 1/2 inches	1 1/2 inches
15 1/2 to 17 1/2 inches	1 7/8 inches
17 1/2 to 31 1/2 inches	2 1/8 inches
31 1/2 inches to less than 7 feet	6 inches
More than 7 feet	Protective Covering not required



**GRAIN & FEED
ASSOCIATION
of Illinois**